

Dr. Robin Dickinson

Primer Guidebook

---

# MedPath **FOUNDATIONS**





**docrobinschool.com**

720-257-9030

**hello@docrobinschool.com**

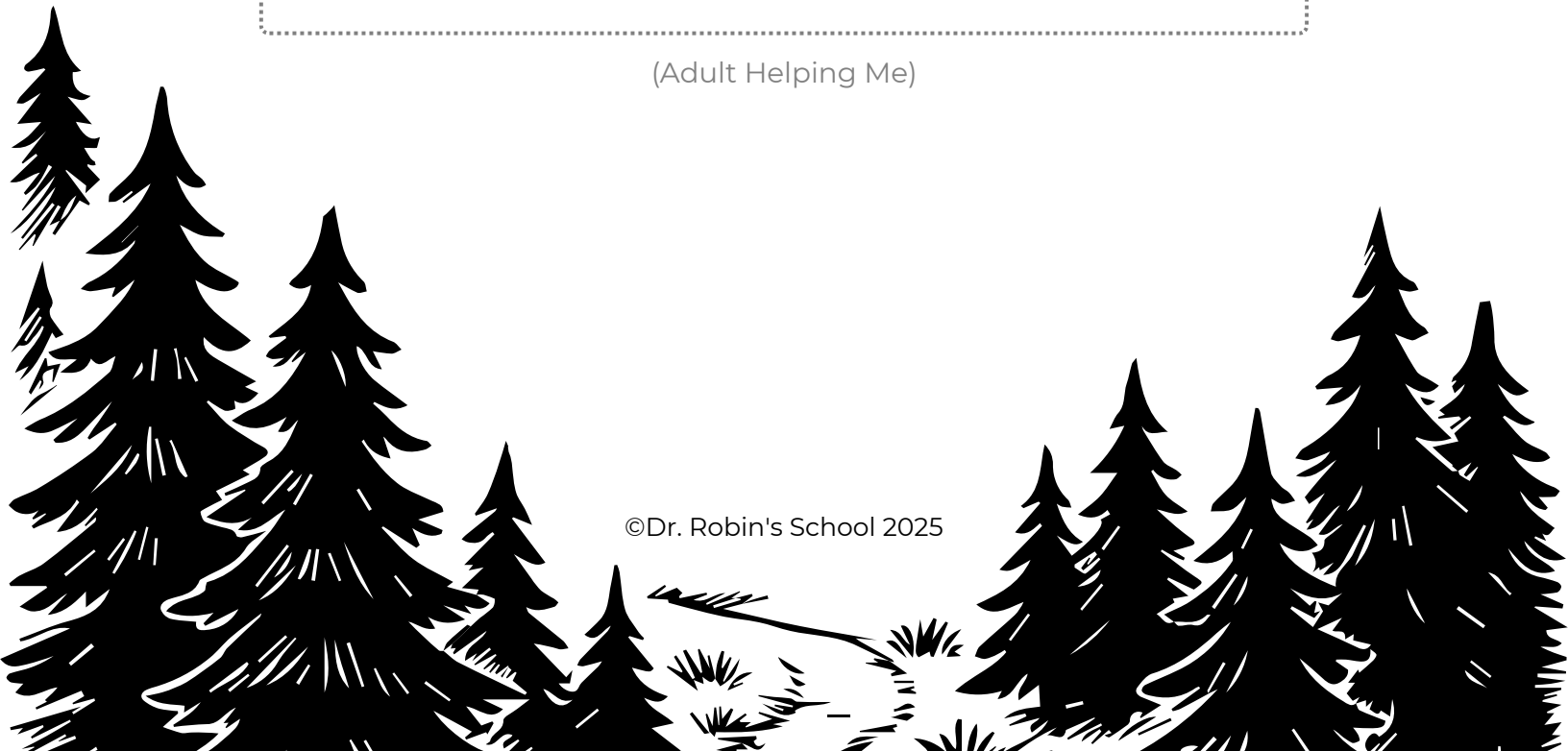
This Guidebook Belongs to:

(Student Name)

My Guide is:

(Adult Helping Me)

©Dr. Robin's School 2025



# Table Of Contents

MAP OF THE PATH TO THE MEDICAL FIELD .....4

MAP OF MEDPATH.....5

MAP OF LEVEL 0.....6

INVITATION TO YOU.....7


YOUR GOALS.....8

STEPS IN THE JOURNEY: LESSON CHECKLIST.....9

CLOSING.....13

WHAT'S NEXT?.....14





THE MEDICAL FIELD

MEDPATH SCHOLARS

LEVEL 3: MEDPATH  
COMPREHENSIVE MEDICAL BIOLOGY

LEVEL 1: MEDPATH  
ESSENTIALS OF HUMAN HEALTH

MEDPATH FOUNDATIONS  
PRIMER LEVEL

LEVEL 2: MEDPATH  
PRINCIPLES OF CLINICAL BIOLOGY

THE PATH TO  
THE MEDICAL FIELD

# The Map of MedPath

From Foundations through Level 3

## LEVEL 3: MEDPATH COMPREHENSIVE MEDICAL BIOLOGY

Real-world clinical reasoning, medical relevance, and one-on-one feedback to support deeper exploration.

## LEVEL 2: MEDPATH PRINCIPLES OF CLINICAL BIOLOGY

A bridge between learning facts and *thinking clinically*, this level introduces case-based learning and builds systems thinking.

## LEVEL 1: MEDPATH ESSENTIALS OF HUMAN HEALTH

A guided tour through the body's systems, with an emphasis on vocabulary, visuals, and making sense of how it all works.

## MEDPATH FOUNDATIONS PRIMER LEVEL

Short, hands-on lessons using the Anatomy Coloring Book—perfect for new or younger learners.



1

# MedPath Foundations

2

3

4

Use This Map of Foundations Level

5

7

6

9

8

10

11





# Welcome!

Dear Young Healer,

## **Welcome to MedPath!**

This is the start of your journey to learn how the human body works and how to take care of it. The **map** on page 6 shows your path. The **guidebook** you're holding tells you what to do next.

After each lesson, mark it off in your guidebook. When you finish a system, move to the next stop on your map.

At the end, there's a test. Most students go through the level **three times** (or more!) before they're ready. That's okay! If you want to try the test after just one time through. Make sure to work hard, review, and ask questions!

If you're confused, ask your parent. And if they need help, they can ask us.

I'm so glad you're here!

# What is your goal?

What do you want to be when you grow up?

Do you want to help people or other living things?

Draw a picture of what you will look like when you grow up.

Name: \_\_\_\_\_

Title: \_\_\_\_\_



*Remember to mark off each lesson as you complete it!*

### **1. Welcome**

Welcome to Dr. Robin's School

- Welcome from Dr. Robin
- MedPath Careers: Different Degree Paths
- Begin Your Journey

<input type="checkbox"/>	<input type="checkbox"/>	<input type="checkbox"/>	<input type="checkbox"/>
<input type="checkbox"/>	<input type="checkbox"/>	<input type="checkbox"/>	<input type="checkbox"/>
<input type="checkbox"/>	<input type="checkbox"/>	<input type="checkbox"/>	<input type="checkbox"/>
<input type="checkbox"/>	<input type="checkbox"/>	<input type="checkbox"/>	<input type="checkbox"/>

### **2. Respiratory System**

Anatomy: Respiratory System

- Lungs in Situ
- Bronchi and Alveoli
- How We Make Speech

<input type="checkbox"/>	<input type="checkbox"/>	<input type="checkbox"/>	<input type="checkbox"/>
<input type="checkbox"/>	<input type="checkbox"/>	<input type="checkbox"/>	<input type="checkbox"/>
<input type="checkbox"/>	<input type="checkbox"/>	<input type="checkbox"/>	<input type="checkbox"/>
<input type="checkbox"/>	<input type="checkbox"/>	<input type="checkbox"/>	<input type="checkbox"/>

### **3. Cardiovascular System**

Anatomy: Cardiovascular System

- Heart Exterior
- Cardiac Cycle
- Heart Interior
- Circulatory System

<input type="checkbox"/>	<input type="checkbox"/>	<input type="checkbox"/>	<input type="checkbox"/>
<input type="checkbox"/>	<input type="checkbox"/>	<input type="checkbox"/>	<input type="checkbox"/>
<input type="checkbox"/>	<input type="checkbox"/>	<input type="checkbox"/>	<input type="checkbox"/>
<input type="checkbox"/>	<input type="checkbox"/>	<input type="checkbox"/>	<input type="checkbox"/>
<input type="checkbox"/>	<input type="checkbox"/>	<input type="checkbox"/>	<input type="checkbox"/>

## 4. Urinary System

Anatomy: Urinary System

- Kidneys and Bladder
- Kidney and Nephron

<input type="checkbox"/>	<input type="checkbox"/>	<input type="checkbox"/>	<input type="checkbox"/>
<input type="checkbox"/>	<input type="checkbox"/>	<input type="checkbox"/>	<input type="checkbox"/>
<input type="checkbox"/>	<input type="checkbox"/>	<input type="checkbox"/>	<input type="checkbox"/>

## 5. Gastrointestinal System

Anatomy: Gastrointestinal System

- Inside the Mouth
- Digestive System
- Small Intestine
- Biliary Tree

<input type="checkbox"/>	<input type="checkbox"/>	<input type="checkbox"/>	<input type="checkbox"/>
<input type="checkbox"/>	<input type="checkbox"/>	<input type="checkbox"/>	<input type="checkbox"/>
<input type="checkbox"/>	<input type="checkbox"/>	<input type="checkbox"/>	<input type="checkbox"/>
<input type="checkbox"/>	<input type="checkbox"/>	<input type="checkbox"/>	<input type="checkbox"/>
<input type="checkbox"/>	<input type="checkbox"/>	<input type="checkbox"/>	<input type="checkbox"/>

## 6. Lymphatic

Anatomy: Lymphatic

- Lymphatic System

<input type="checkbox"/>	<input type="checkbox"/>	<input type="checkbox"/>	<input type="checkbox"/>
<input type="checkbox"/>	<input type="checkbox"/>	<input type="checkbox"/>	<input type="checkbox"/>

## 7. Integumentary

Anatomy: Integumentary

- Skin

<input type="checkbox"/>	<input type="checkbox"/>	<input type="checkbox"/>	<input type="checkbox"/>
<input type="checkbox"/>	<input type="checkbox"/>	<input type="checkbox"/>	<input type="checkbox"/>

## 8. Musculoskeletal System

Anatomy: Musculoskeletal System

- Bones and Joints
- Comparative Anatomy of the Limbs: Bones
- Comparative Anatomy of the Limbs: Muscles
- Axial Skeleton

<input type="checkbox"/>	<input type="checkbox"/>	<input type="checkbox"/>	<input type="checkbox"/>
<input type="checkbox"/>	<input type="checkbox"/>	<input type="checkbox"/>	<input type="checkbox"/>
<input type="checkbox"/>	<input type="checkbox"/>	<input type="checkbox"/>	<input type="checkbox"/>
<input type="checkbox"/>	<input type="checkbox"/>	<input type="checkbox"/>	<input type="checkbox"/>
<input type="checkbox"/>	<input type="checkbox"/>	<input type="checkbox"/>	<input type="checkbox"/>

## 9. Nervous System

Anatomy: Nervous System

- Autonomic Nervous System
- Spine and Spinal Cord
- Dermatomes
- Nerve Cells
- Brain
- Homunculus
- Eye
- Ear
- Where Senses Go in the Brain

<input type="checkbox"/>	<input type="checkbox"/>	<input type="checkbox"/>	<input type="checkbox"/>
<input type="checkbox"/>	<input type="checkbox"/>	<input type="checkbox"/>	<input type="checkbox"/>
<input type="checkbox"/>	<input type="checkbox"/>	<input type="checkbox"/>	<input type="checkbox"/>
<input type="checkbox"/>	<input type="checkbox"/>	<input type="checkbox"/>	<input type="checkbox"/>
<input type="checkbox"/>	<input type="checkbox"/>	<input type="checkbox"/>	<input type="checkbox"/>
<input type="checkbox"/>	<input type="checkbox"/>	<input type="checkbox"/>	<input type="checkbox"/>
<input type="checkbox"/>	<input type="checkbox"/>	<input type="checkbox"/>	<input type="checkbox"/>
<input type="checkbox"/>	<input type="checkbox"/>	<input type="checkbox"/>	<input type="checkbox"/>
<input type="checkbox"/>	<input type="checkbox"/>	<input type="checkbox"/>	<input type="checkbox"/>
<input type="checkbox"/>	<input type="checkbox"/>	<input type="checkbox"/>	<input type="checkbox"/>

## 10. Wrapping Up

Wrapping Up

- Anatomy: Systems of the Human Body
- Anatomy: The Human Cell

<input type="checkbox"/>	<input type="checkbox"/>	<input type="checkbox"/>	<input type="checkbox"/>
<input type="checkbox"/>	<input type="checkbox"/>	<input type="checkbox"/>	<input type="checkbox"/>
<input type="checkbox"/>	<input type="checkbox"/>	<input type="checkbox"/>	<input type="checkbox"/>

## 11. The Last Step

- Lesson: You did it!
- Ask an Adult to Schedule Your Exam:
  - If this is NOT your final time through the course, schedule your Foundations Level Exam with the office.
  - If this is your final time through the course, schedule your Foundations Level Final Evaluation to earn your MedPath Token.

<input type="checkbox"/>	<input type="checkbox"/>	<input type="checkbox"/>	<input type="checkbox"/>
<input type="checkbox"/>	<input type="checkbox"/>	<input type="checkbox"/>	<input type="checkbox"/>

hello@docrobinschool.com

720-257-9030


- Take your exam or your final evaluation with a medical professional from MedPath

<input type="checkbox"/>	<input type="checkbox"/>	<input type="checkbox"/>	<input type="checkbox"/>
--------------------------	--------------------------	--------------------------	--------------------------

- Determine if you should repeat this course or move on to MedPath Level 1
- Begin your next journey (either begin your next trip through this level or sign up for the next level)
- You have now concluded this section AND this level of the journey- Mark off your Map!

-Congratulations on a job well done!-



Having completed this course, you are ready to test your knowledge and continue on your MedPath.

If this is not your final trip through this level and you have NOT completed every assignment, then schedule your Foundations Level Exam. You can begin your next trip through this level and prepare for The Foundations Level Final Evaluation.

If this is your final trip through this level and you have completed all the coloring sheets, you are now ready to take The Foundations Level Final Evaluation.

When you pass The Foundations Level Final Evaluation, you will receive:

Your MedPath Foundations Level Token



Contact us at **hello@docrobinschool.com** and let us know if you are ready to take the first or final test for this level.

**docrobinschool.com**

**720-257-9030**

**hello@docrobinschool.com**


©Dr. Robin's School 2025



If you have tested out of this level,  
you are ready to move on to Level 1!

## **MedPath | Level 1 Essentials of Human Health**

A guided tour through the body's systems, with an emphasis  
on vocabulary, visuals, and making sense of how it all works.

A black and white woodcut-style illustration of a cabin on a mountain peak. The cabin has a chimney and a window. In front of the cabin is a banner with the text "LEVEL 1: MEDPATH ESSENTIALS OF HUMAN HEALTH". The scene is surrounded by pine trees and a rocky path leading up to the cabin.

**LEVEL 1: MEDPATH  
ESSENTIALS OF HUMAN HEALTH**



MEDICAL FIELD



Guidance for Parents.  
Futures for Kids.

**docrobinschool.com**  
**720-257-9030**  
**hello@docrobinschool.com**